WUNNAMURRA POLL DORSET

Wunnamurra Rams Breed Better Lambs

21st Annual Ram Sale

163 Rams

Thursday, 14th September 2023

Inspections 9am

Auction 12 noon

Andrew Gillett

0429 660 584

www.wunnamurra.com.au

LAMBPLAN ASBV

Vendors: Andrew and Judy Gillett.

Wunnamurra Poll Dorset Stud is an accredited Brucellosis free FLOCK NO# 76609
All rams sold in the Auction are Sheep Genetics Lambplan tested.
The Auction is run with conjunction with Elders and Nutrien Ag.

All Poll Dorset Ram and Ewe lambs are weighed at birth and at 100 Days of age. At 200 days (approx. lamb slaughter age) they are weighed and Ultrasound scanned for Fat and Muscle Depth by an Independent Accredited Lambplan Assessor.

This information is then submitted to Sheep Genetics Australia and is combined with parentage pedigree information to generate the ASBVs.

Our Lambplan information is accurate and of high Quality (5 Star Quality Standard) and all the data is current as of the 1st September 2023.

The minimum price for a ram to be registered as a stud with APDA will be **$3000.**

Rams with on their lot number **are not registerable** with APDA.

All rams are vaccinated with Glanery 7 in 1 and drenched with Zolvix Plus in August 2023. As a precautionary measure, rams were backlined with Avenge off shears in August 2023.

Rams are 100% guaranteed.

All Rams are Gudair vaccinated against OJD and we are a member of the Riverina Biosecurity group.

Sires Used for 2022 Drop

STUD	BWT	WWT	PWT	PEMD	PFAT	TCP Index	LMY	IMF	SF5	EQ Index
ABERDEEN 12-16 XXXX	0.45	11.9	16.7	0.8	-1.1	133.5	4.2	-1.24	6.02	118.6
WUNNAMURRA 12-455 XXXX	0.30	11.1	17.8	2.3	-0.3	163.8	2.6	1.12	-2.89	175.3
DERRYNOCK 18-67 XXXX	0.55	11.8	17.6	2.3	-0.2	150.6	3.6	0.17	0.56	151.9
VALMA 18-492 XXXX	0.29	12.0	17.8	3.1	-1.9	154.4	6.7	-0.91	5.92	143.6
FELIX 19-1313 XXXX	-0.05	10.3	15.9	3.7	-1.1	159.2	5.9	-0.75	4.18	150.3
WUNNAMURRA 20-17 XXXX	0.45	11.6	17.0	2.0	-1.7	146.1	5.7	-0.98	7.55	134.4
WUNNAMURRA 20-81 XXXX	0.25	7.3	11.9	3.0	-0.4	150.6	2.9	0.29	-3.33	153.3
WUNNAMURRA 20-99 XXXX	0.58	10.4	16.9	2.9	-0.7	162.7	3.5	0.15	-1.64	163.4
WUNNAMURRA 20-106 XXXX	0.06	10.8	16.6	2.4	-0.5	144.6	3.7	-0.69	1.01	136.0
ILFRACOMBE 20-286 XXXX	0.59	10.9	17.4	3.5	0.0	167.0	3.0	0.32	-3.52	169.6
WUNNAMURRA 20-550 XXXX	0.20	11.1	18.4	2.0	-1.2	153.8	4.8	-0.75	5.67	144.5
DERRYNOCK 20-822 XXXX	0.03	9.1	13.1	4.3	0.7	147.7	3.4	-0.38	2.78	142.7
WUNNAMURRA 21-286 XXXX	0.33	11.1	17.9	2.6	-1.4	160.2	5.6	-0.74	2.80	151.2
WUNNAMURRA 21-465 XXXX	0.21	11.1	17.0	3.4	-0.3	154.0	4.5	-0.81	3.27	144.0

Wunnamurra's Catalogue ASBV Coding System

XXXX The DNA symbol denotes rams that have been DNA tested to check parentage, and increase accuracy of ASBVs as well as identify Eating Quality traits.

The **PURPLE** shaded figures represent data that is in the **top 1%** of all terminal breed sheep within the 2022 Drop within the LAMBPLAN database nationally.

The **BLUE** shaded figures represent data that is in the **top 5%** of all terminal breed sheep within the 2022 Drop within the LAMBPLAN database nationally.

The **GREEN** shaded figures represent data that is in the **top 10%** of all terminal breed sheep within the 2022 Drop within the LAMBPLAN database nationally.

The **YELLOW** shaded figures represent data that is in the **top 20%** of all terminal breed sheep within the 2022 Drop within the LAMBPLAN database nationally.

Australian Sheep Breeding Value (ASBV) Definitions

Production ASBVs

Birth Weight

Rams with lower ASBVs for birth weight (BWT) produce lambs with lower birth weight. If joining to merino ewes aim for 0.45 or less to minimise birthing issues. Larger frame crossbred ewes are able to handle higher birth weight ASBVs. Very high birth weights (e.g 0.8+) should be avoided.

Post Weaning Weight

Rams with more positive ASBVs for post weaning weight (PWT) produce lambs that grow quicker and reach target weights in a shorter time. This ram will produce lambs that are, on average, 3kg heavier at post weaning age (7.5 months) than a ram with an ASBV of 0.

Terminal Carcase Production Index

The Terminal Carcase Production (TCP) index is a replacement for Carcase Plus and assists in identifying animals with high growth and muscle, while reducing carcase fat. This contributes to higher lean meat yield (LMY). TCP aims to maintain eating quality by having a small emphasis on Intramuscular fat (IMF) and Shear force (SF5).

Trait	BWT (kg)	WWT (kg)	PWT (kg)	PFAT (mm)	PEMD (mm)	TCP INDEX
ASBV	0.3	4.0	6.0	-1.5	1.0	150

Weaning Weight

Rams with more positive ASBVs for weaning weight (WWT) will, on average, produce lambs that grow quicker to weaning. This ram will produce lambs that are 2kg heavier at weaning age than a ram with an ASBV of 0 for WWT.

Post Weaning Fat

Rams with more negative ASBV for post weaning fat (PFAT) will produce lambs that are leaner, at the same weight.
This ram will produce lambs that are, on average, 0.75mm leaner at the GR site when compared to a ram with a FAT ASBV of 0.

Post Weaning Eye Muscle Depth

Rams with more positive ASBVs for post weaning eye muscle depth (PEMD) produce lambs that have more muscle, independent of weight, and a higher lean meat yield. This ram will produce lambs that have, on average, a 0.5mm deeper eye muscle than a ram with a 0 EMD ASBV.

Eating Quality ASBVs

Dressing Percentage

Rams with more positive dressing percentage (DRESS) ASBVs produce lambs that have a higher dressing percentage at slaughter. A ram with an ASBV of 2.0 will produce progeny that dress out 1.0 percent higher than progeny of a ram with an ASBV of 0.

Shear Force (5 days)

Shear force is a measure of the force or energy required to cut through the loin muscle of lamb after 5 days of ageing, the ASBV is reported in deviations of kilograms of force. Rams with **more negative** SF5 ASBVs produce lambs with more tender meat.

Eating Quality Index

The Eating Quality Index is targeted at terminal producers interested in improving the meat eating quality of their prime lambs. The EQ index is based on the same production targets as TCP with the added extra emphasis on eating quality traits including Intramuscular fat (IMF) and Shear force (SF5).

Trait	Dress %	LMY %	IMF %	SF5 (kg)	EQ INDEX
ASBV	2.0	2.4	-0.1	-0.5	130

Lean Meat Yield

Rams with more positive Lean Meat Yield (LMY) ASBVs produce lambs that have a higher Lean Meat Yield percentage at slaughter. Lean meat yield is expressed as a percentage of the initial Hot Standard Carcase Weight. All bone and salvage fat is removed. A ram with an ASBV of 2.4 will produce progeny that are 1.2 percent higher than progeny of a ram with an ASBV of 0.

Intramuscular Fat

Intramuscular fat (IMF) is a measure of the chemical fat percentage in the loin muscle of a lamb and is often referred to as marbling.
IMF has been shown to have a significant impact on the flavour, juiciness, tenderness and overall likeability of lamb. Rams with **more positive** Intramuscular Fat (IMF) ASBVs produce progeny with higher levels of intramuscular fat.

Lot	Tag No.	Sire	Birth Date	Twin/ Single	BWT	WWT	PWT	PEMD	PFAT	TCP Index	DRES	LMY	IMF	SF5	EQ Index	Comments
1	106	A 16	9-Apr	S	0.49	11.1	15.9	0.9	-0.9	**133.3**	1.4	3.5	-0.68	4.89	**124.7**	
2	124	A 16	10-Apr	TWIN	0.43	10.9	16.5	0.8	-1.0	**137.6**	1.6	3.6	-0.75	4.12	**128.3**	
3	44	I 286	7-Apr	S	0.63	11.1	16.6	2.8	-0.6	**157.3**	2.8	3.9	-0.23	1.22	**153.7**	
4	428	W 550	16-May	TWIN	0.36	10.6	17.3	1.7	-1.1	**147.4**	2.3	4.3	-0.74	4.68	**138.2**	
5	60	D 67	7-Apr	TWIN	0.49	11.4	17.2	1.7	-0.3	**144.8**	3.0	3.3	-0.30	3.01	**140.6**	
6	592	W 465	2-Jun	S	0.20	11.1	16.5	2.2	0.4	**138.5**	2.2	3.0	-0.69	4.59	**129.7**	
7	82	W 455	8-Apr	S	0.49	11.8	17.7	2.0	-0.5	**153.0**	2.5	3.4	0.14	2.17	**153.5**	
8	41	W 455	7-Apr	TWIN	0.48	11.6	17.6	1.3	-0.9	**149.2**	2.3	3.5	0.28	2.09	**151.4**	
9	51	W 455	7-Apr	TWIN	0.47	11.6	17.7	1.1	-0.8	**150.7**	2.1	3.3	0.41	1.05	**154.4**	
10	43	W 455	7-Apr	S	0.41	10.2	16.1	1.7	-0.6	**150.1**	2.3	3.1	0.18	1.22	**151.1**	
11	199	W 99	26-Apr	TWIN	0.61	11.0	16.8	2.1	-0.9	**150.9**	2.6	3.8	-0.23	2.74	**147.4**	
12	520	D 822	21-May	TWIN	0.31	10.7	15.8	2.3	-0.1	**144.2**	2.3	3.5	-0.38	3.42	**139.1**	
13	3	D 822	4-Apr	S	0.16	9.8	13.9	2.5	-0.3	**142.1**	2.0	3.4	-0.32	3.06	**137.7**	
14	287	W 550	4-May	TWIN	0.36	11.7	18.1	1.4	-1.5	**147.6**	2.2	4.8	-0.74	5.31	**138.4**	

Lot	Tag No.	Sire	Birth Date	Twin/ Single	BWT	WWT	PWT	PEMD	PFAT	TCP Index	DRES	LMY	IMF	SF5	EQ Index	Comments
15	24	W 455	6-Apr	S	0.28	11.0	16.8	2.3	-0.5	**154.2**	2.8	3.4	0.19	1.99	**155.4**	
16	121	F 1313	10-Apr	TWIN	0.17	10.2	16.3	2.6	-0.7	**147.9**	2.7	4.3	-0.63	4.82	**140.1**	
17	146	W 455	14-Apr	S	0.25	8.9	13.9	1.6	-0.2	**143.1**	2.1	1.8	0.64	-0.32	**149.4**	
18	132	A 16	12-Apr	S	0.39	10.4	15.3	1.4	-1.1	**137.6**	1.6	3.8	-0.76	3.41	**128.3**	
19	98	RH 83	9-Apr	S	0.54	9.7	14.0	1.5	-0.6	**133.0**	1.6	2.8	-0.10	3.41	**131.1**	
20	382	W 550	12-May	TWIN	0.42	11.2	17.1	1.4	-1.2	**143.3**	2.1	4.5	-0.71	5.66	**134.4**	
21	203	W 99	26-Apr	S	0.68	11.0	17.2	1.9	-1.2	**150.6**	2.2	4.2	-0.50	2.83	**143.9**	
22	368	W 17	11-May	S	0.49	11.6	16.8	1.3	-1.3	**140.3**	1.9	4.6	-0.66	6.67	**132.0**	
23	284	F 1313	5-May	TWIN	0.43	11.4	17.6	2.6	-1.4	**157.3**	2.8	5.6	-0.71	4.47	**148.6**	
24	87	W 4993	9-Apr	S	0.30	8.9	13.9	2.6	-0.3	**145.8**	2.6	3.3	-0.32	2.24	**141.5**	
25	234	F 1313	29-Apr	S	0.19	10.4	15.5	3.6	-0.5	**153.1**	3.1	5.0	-0.66	4.58	**145.0**	
26	224	W 550	28-Apr	S	0.32	9.7	15.5	1.5	-1.0	**140.7**	2.2	3.9	-0.69	5.01	**132.1**	

Lot	Tag No.	Sire	Birth Date	Twin/ Single	BWT	WWT	PWT	PEMD	PFAT	TCP Index	DRES	LMY	IMF	SF5	EQ Index	Comments
27	602	W 106	18-Jun	TWIN	0.18	10.2	15.7	2.1	-0.4	**141.5**	2.2	3.3	-0.47	1.85	**135.5**	
28	430	W 550	15-May	S	0.41	12.4	18.9	1.8	-1.5	**149.4**	2.6	5.4	-1.02	8.40	**137.0**	
29	104	W 455	9-Apr	TWIN	0.47	11.8	17.9	1.5	-0.7	**150.4**	2.3	3.4	0.05	1.74	**150.0**	
30	144	W 455	14-Apr	S	0.36	10.3	15.8	1.5	-0.8	**150.3**	1.8	3.1	0.36	-0.63	**153.4**	
31	155	W 455	15-Apr	S	0.32	9.5	14.6	1.3	-0.5	**145.8**	1.9	2.2	0.66	-0.30	**152.4**	
32	142	W 455	14-Apr	TWIN	0.27	10.6	16.3	1.7	-0.4	**148.9**	2.0	2.9	0.42	0.22	**152.6**	
33	156	W 455	16-Apr	S	0.38	10.7	16.5	1.5	-0.9	**151.2**	1.8	3.3	0.34	-0.40	**154.0**	
34	299	D 822	7-May	S	0.28	9.7	13.6	3.2	-0.5	**146.1**	2.3	4.5	-0.74	4.55	**137.1**	
35	537	W 99	23-May	S	0.66	10.2	15.0	2.6	-1.0	**147.5**	2.6	4.1	-0.64	4.31	**139.4**	
36	170	W 99	22-Apr	S	0.49	9.5	14.6	2.6	-0.6	**145.1**	2.5	3.4	-0.50	2.72	**138.6**	
37	278	D 822	4-May	TWIN	0.23	10.5	15.5	2.9	-0.1	**144.0**	2.6	3.8	-0.54	5.42	**137.1**	
38	118	D 67	10-Apr	TWIN	0.56	11.1	16.9	1.0	-0.9	**140.0**	2.6	3.5	-0.13	3.01	**137.8**	
39	174	W 99	22-Apr	S	0.57	10.7	16.4	1.7	-0.8	**146.4**	2.1	3.6	-0.25	2.27	**142.6**	
40	355	W 99	11-May	TWIN	0.67	11.3	16.9	1.1	-1.5	**146.5**	1.7	3.9	-0.33	3.17	**141.7**	
41	634	W 43	3-Jul	S	0.31	11.0	16.7	2.1	-0.2	**146.1**	2.6	3.3	-0.19	4.91	**142.9**	

Lot	Tag No.	Sire	Birth Date	Twin/ Single	BWT	WWT	PWT	PEMD	PFAT	TCP Index	DRES	LMY	IMF	SF	EQ Index	Comments
42	77	A 16	8-Apr	TWIN	0.58	12.2	17.8	0.9	-1.6	**139.4**	1.6	5.0	-1.21	6.60	**124.9**	
43	11	W 455	5-Apr	TWIN	0.25	11.0	17.3	1.9	-0.9	**153.1**	2.6	3.6	0.19	2.23	**154.3**	
44	20	D 822	6-Apr	TWIN	0.19	9.3	13.6	3.2	0.4	**142.6**	2.5	3.0	-0.26	3.34	**138.8**	
45	437	W 17	15-May	TWIN	0.51	12.1	17.8	1.5	-1.4	**145.6**	2.3	5.2	-0.89	7.08	**134.7**	
46	26	D 822	6-Apr	TWIN	0.23	10.0	14.3	2.7	0.0	**139.4**	2.3	3.4	-0.30	4.24	**135.3**	
47	235	D 822	30-Apr	S	0.04	8.7	12.9	3.1	-0.1	**141.1**	2.3	3.3	-0.32	3.34	**136.9**	
48	84	I 286	9-Apr	S	0.66	11.0	16.7	1.8	-1.1	**150.0**	2.0	3.8	-0.34	1.40	**145.2**	
49	525	W 43	21-May	TWIN	0.49	11.8	17.0	1.2	-0.4	**136.6**	2.1	3.3	-0.43	6.99	**130.7**	
50	178	W 99	23-Apr	TWIN	0.41	10.3	15.8	2.2	-0.4	**149.0**	2.6	3.1	0.03	1.29	**148.5**	
51	58	I 286	7-Apr	TRIP	0.47	11.8	18.4	2.0	-0.8	**156.7**	2.6	3.8	-0.06	0.87	**155.1**	
52	572	W 17	2-Jun	TWIN	0.42	10.9	16.5	2.1	-0.9	**140.9**	2.4	4.5	-0.78	6.61	**131.3**	
53	426	W 17	16-May	TRIP	0.56	12.1	17.6	1.2	-1.3	**142.2**	2.0	4.8	-0.90	6.06	**131.2**	
54	463	W 106	18-May	TWIN	0.18	10.0	15.7	2.0	-0.1	**142.1**	2.3	2.9	-0.47	1.15	**136.0**	
55	462	W 106	18-May	TWIN	0.16	9.9	15.5	2.3	0.2	**142.7**	2.5	2.7	-0.43	0.83	**137.0**	
56	276	F 1313	4-May	TWIN	0.29	11.3	16.9	2.3	-1.2	**149.0**	2.4	5.1	-0.89	5.27	**138.2**	

Lot	Tag No.	Sire	Birth Date	Twin/ Single	BWT	WWT	PWT	PEMD	PFAT	TCP Index	DRES	LMY	IMF	SF	EQ Index	Comments
57	457	W 99	17-May	S	0.47	10.6	16.9	1.5	-1.1	**147.5**	2.2	3.9	-0.36	3.20	**142.6**	
58	579	W 17	4-Jun	TWIN	0.42	11.1	16.5	1.3	-1.3	**140.0**	1.9	4.4	-0.84	6.13	**129.7**	
59	196	W 99	26-Apr	S	0.46	11.1	17.0	2.0	-0.7	**149.6**	2.5	3.6	-0.24	2.95	**146.0**	
60	74	D 822	8-Apr	TWIN	0.29	10.1	14.5	3.4	0.3	**141.8**	2.7	3.7	-0.61	4.90	**134.1**	
61	581	W 99	4-Jun	TWIN	0.61	11.3	17.2	1.9	-0.4	**146.2**	2.5	3.2	-0.25	3.42	**142.3**	
62	500	W 465	20-May	TWIN	0.43	11.5	17.3	2.4	-0.8	**149.9**	2.3	4.7	-0.73	4.26	**140.9**	
63	523	W 17	21-May	TWIN	0.46	10.8	15.9	1.0	-1.6	**139.4**	1.6	4.5	-0.56	5.43	**132.3**	
64	445	W 550	16-May	TWIN	0.35	10.9	16.9	1.8	-1.0	**144.7**	2.4	4.3	-0.76	6.09	**135.3**	
65	72	A 16	8-Apr	S	0.40	10.5	15.6	1.3	-0.4	**131.7**	1.7	3.2	-0.78	4.57	**122.0**	
66	325	F 1313	9-May	S	0.22	10.2	15.5	2.2	-1.1	**146.2**	2.2	4.7	-0.79	4.23	**136.7**	
67	236	D 822	30-Apr	S	0.25	9.3	13.3	2.3	-0.3	**134.7**	1.9	3.2	-0.39	4.91	**129.6**	
68	107	W 455	10-Apr	TWIN	0.51	11.2	17.1	1.9	-0.6	**153.4**	2.4	3.3	0.32	0.91	**156.0**	
69	257	W 106	2-May	TWIN	0.28	10.5	15.9	2.0	-0.8	**141.2**	2.0	4.0	-0.84	3.27	**130.9**	
70	534	W 465	22-May	TWIN	0.46	11.7	17.6	2.4	-0.9	**150.0**	2.3	4.9	-0.82	5.00	**139.8**	
71	307	F 1313	7-May	S	0.25	10.8	16.4	2.4	-0.3	**144.7**	2.5	4.1	-0.69	4.99	**136.1**	

Lot	Tag No.	Sire	Birth Date	Twin/ Single	BWT	WWT	PWT	PEMD	PFAT	TCP Index	DRES	LMY	IMF	SF	EQ Index	Comments
72	350	D 822	5-May	S	0.27	10.1	14.9	3.2	-0.2	**145.9**	2.5	4.2	-0.74	4.40	**136.8**	
73	576	W 286	3-Jun	TWIN	0.59	11.9	17.8	1.6	-0.8	**144.6**	2.1	4.2	-0.63	4.79	**136.6**	
74	215	F 1313	29-Apr	TWIN	0.24	11.1	16.5	2.5	-1.0	**150.7**	2.6	5.2	-0.73	5.58	**141.8**	
75	351	F 1313	3-May	S	0.23	11.1	17.1	2.6	-0.9	**151.4**	2.6	5.0	-0.64	4.63	**143.5**	
76	585	W 465	5-Jun	TWIN	0.39	11.8	17.8	3.0	-0.3	**152.8**	2.7	4.4	-0.69	3.80	**144.0**	
77	341	W 106	10-May	TWIN	0.38	11.5	17.3	2.1	-0.6	**143.0**	2.4	4.1	-0.84	3.93	**132.7**	
78	310	F 1313	7-May	TWIN	0.19	11.4	17.3	1.8	-1.3	**147.9**	2.4	5.0	-0.65	5.47	**139.9**	
79	73	F 1313	8-Apr	S	0.01	9.9	15.7	3.0	-0.4	**150.1**	2.8	4.2	-0.45	3.74	**144.4**	
80	204	W 106	27-Apr	TWIN	0.33	11.5	17.1	1.4	-1.3	**142.5**	1.9	4.3	-0.73	3.80	**133.5**	
81	46	I 286	7-Apr	TWIN	0.47	9.8	15.1	2.3	-0.7	**150.7**	2.4	3.4	-0.13	0.80	**148.4**	
82	115	A 16	9-Apr	TWIN	0.42	10.7	15.7	0.4	-1.2	**134.3**	1.3	3.7	-0.85	4.22	**123.9**	
83	245	V 492	2-May	S	0.41	11.0	15.9	2.6	-1.4	**146.1**	2.3	5.3	-0.84	5.41	**135.9**	
84	539	W 99	24-May	TWIN	0.53	10.0	15.5	2.4	-0.5	**147.6**	2.5	3.2	-0.29	2.12	**143.5**	
85	559	W 550	29-May	TWIN	0.30	9.9	15.2	1.7	-0.9	**142.1**	2.2	3.8	-0.59	5.17	**134.7**	
86	54	A 16	7-Apr	TWIN	0.42	11.1	16.4	1.2	-1.0	**135.9**	1.9	4.3	-1.08	6.32	**122.9**	

Lot	Tag No.	Sire	Birth Date	Twin/ Single	BWT	WWT	PWT	PEMD	PFAT	TCP Index	DRES	LMY	IMF	SF	EQ Index	Comments
87	31	RH 83	6-Apr	TWIN	0.61	11.0	15.9	2.5	-0.6	**143.0**	2.2	3.7	-0.22	2.80	**139.7**	
88	380	W 99	12-May	TWIN	0.48	9.6	15.1	3.0	0.0	**144.8**	2.8	2.9	-0.31	2.02	**140.4**	
89	495	W 550	20-May	TWIN	0.27	10.9	16.7	2.1	-0.5	**145.3**	2.7	3.9	-0.56	5.67	**138.2**	
90	560	W 17	31-May	TWIN	0.41	10.6	15.9	1.7	-1.3	**140.2**	2.1	4.5	-0.75	6.61	**131.0**	
91	412	W 43	15-May	TWIN	0.25	10.4	15.4	2.5	0.0	**139.5**	2.5	3.4	-0.36	6.06	**134.5**	
92	383	W 99	12-May	S	0.66	10.8	16.7	2.2	0.1	**144.8**	2.5	2.7	-0.29	1.50	**140.4**	
93	12	D 67	5-Apr	S	0.51	11.6	16.9	1.5	-0.7	**140.1**	2.6	3.7	-0.17	4.07	**137.5**	
94	249	V 492	2-May	TWIN	0.39	10.3	15.6	2.6	-1.4	**142.2**	2.6	5.4	-1.29	7.36	**127.0**	
95	183	F 1313	25-Apr	TWIN	0.22	11.3	16.5	2.5	-0.9	**148.4**	2.4	4.9	-0.60	5.15	**140.9**	
96	474	W 550	19-May	TWIN	0.27	11.1	17.0	2.1	-0.3	**145.5**	2.7	3.8	-0.53	5.59	**138.7**	
97	318	W 106	29-Apr	TWIN	0.15	8.8	13.5	2.2	-0.3	**133.8**	2.0	2.9	-0.71	2.30	**125.2**	
98	233	D 822	30-Apr	TWIN	0.28	10.7	15.4	3.0	0.0	**144.2**	2.6	3.9	-0.67	5.09	**135.8**	
99	578	W 17	4-Jun	TWIN	0.39	11.1	16.6	1.8	-1.3	**143.4**	2.2	4.7	-0.90	6.04	**132.5**	
100	544	W 106	23-May	S	0.25	10.6	16.0	1.4	-0.9	**140.4**	1.8	3.8	-0.58	2.99	**133.0**	
101	253	V 492	2-May	S	0.53	10.6	15.6	2.3	-1.2	**135.6**	2.3	4.7	-0.95	7.03	**124.2**	

Lot	Tag No.	Sire	Birth Date	Twin/ Single	BWT	WWT	PWT	PEMD	PFAT	TCP Index	DRES	LMY	IMF	SF	EQ Index	Comments
102	561	W 17	31-May	TWIN	0.39	10.2	15.3	1.8	-1.2	**138.8**	2.1	4.3	-0.71	6.35	**130.0**	
103	487	W 106	11-May	S	0.23	10.7	16.6	1.8	-1.1	**143.5**	1.9	4.2	-0.78	3.04	**133.9**	
104	376	D 822	12-May	TWIN	0.26	9.4	13.6	3.0	0.2	**141.5**	2.4	3.1	-0.32	3.16	**137.1**	
105	130	V 492	12-Apr	TWIN	0.42	11.6	17.6	2.8	-1.4	**150.5**	2.6	5.9	-0.90	6.38	**139.6**	
106	34	A 16	7-Apr	TWIN	0.45	11.6	16.6	1.0	-0.7	**136.3**	1.7	3.6	-0.68	4.66	**127.6**	
107	255	W 81	2-May	TWIN	0.38	9.7	15.2	2.4	-0.5	**147.3**	2.2	3.6	-0.30	1.78	**143.1**	
108	374	W 106	12-May	S	0.21	10.5	15.7	2.0	-0.2	**138.3**	2.0	3.0	-0.47	2.54	**132.1**	
109	301	F 1313	7-May	TWIN	0.34	11.3	17.6	2.7	-1.5	**157.7**	2.8	5.9	-0.79	4.08	**148.1**	
110	459	W 81	17-May	S	0.31	7.9	12.3	2.6	-0.7	**145.5**	1.9	3.4	-0.18	0.31	**142.8**	
111	315	W 106	8-May	S	0.20	10.4	15.8	2.0	-1.1	**145.0**	2.1	4.2	-0.69	2.97	**136.5**	
112	316	W 550	8-May	TWIN	0.40	10.8	16.4	1.0	-1.1	**138.7**	1.9	3.7	-0.52	5.29	**132.0**	
113	48	RH 83	7-Apr	TWIN	0.39	10.9	16.1	2.1	-0.5	**139.6**	2.2	3.8	-0.57	5.58	**132.3**	
114	17	F 356	6-Apr	TWIN	0.37	11.8	17.7	1.9	-0.8	**143.9**	2.4	4.3	-0.66	6.96	**135.5**	
115	532	V 492	9-May	TWIN	0.42	11.8	17.2	1.4	-1.5	**141.2**	1.9	4.9	-0.54	5.63	**134.4**	
116	345	D 822	10-May	TWIN	0.12	9.6	14.5	3.4	0.5	**146.1**	2.8	3.2	-0.32	3.10	**141.8**	

Lot	Tag No.	Sire	Birth Date	Twin/ Single	BWT	WWT	PWT	PEMD	PFAT	TCP Index	DRES	LMY	IMF	SF	EQ Index	Comments
117	441	W 550	16-May	TWIN	0.40	11.4	17.4	2.1	-0.6	**145.8**	2.7	4.1	-0.69	6.07	**137.1**	
118	385	W 99	12-May	TWIN	0.55	10.1	14.9	1.6	-1.4	**146.5**	1.9	3.8	-0.25	2.21	**142.9**	
119	557	W 106	28-May	TWIN	0.34	11.5	17.5	1.9	-0.9	**144.3**	2.0	4.3	-0.86	3.55	**133.7**	
120	488	W 43	11-May	S	0.39	11.5	17.5	1.4	-1.0	**139.4**	1.9	4.3	-0.87	7.84	**128.6**	
121	201	W 99	26-Apr	TWIN	0.40	10.0	15.3	2.4	-0.5	**150.5**	2.4	3.4	-0.06	0.88	**149.0**	
122	179	W 99	24-Apr	S	0.53	10.3	15.7	2.2	-0.8	**149.7**	2.3	3.5	-0.24	1.13	**146.1**	
123	641	W 99	11-Jul	S	0.42	10.1	15.8	2.5	-0.4	**149.0**	2.6	3.2	-0.25	1.54	**145.2**	
124	545	W 286	27-May	TWIN	0.40	11.7	18.6	2.1	-1.3	**154.3**	2.6	5.2	-0.71	4.57	**145.5**	
125	543	W 106	25-May	TWIN	0.37	11.4	16.8	1.6	-0.6	**139.4**	2.0	3.6	-0.58	3.25	**132.0**	
126	473	W 81	19-May	TWIN	0.29	9.5	15.4	2.7	-0.5	**157.3**	2.4	3.4	0.28	-1.84	**159.6**	
127	608	W 99	21-Jun	TWIN	0.72	11.5	17.6	2.0	-0.7	**151.9**	2.5	3.6	-0.25	2.00	**148.1**	
128	577	W 286	3-Jun	TWIN	0.37	10.7	16.2	1.8	-0.5	**141.5**	2.1	3.6	-0.51	4.21	**134.9**	
129	583	W 286	4-Jun	TWIN	0.40	11.4	17.5	2.6	-1.0	**154.9**	2.7	5.1	-0.65	3.68	**146.7**	
130	542	W 106	25-May	TWIN	0.40	11.7	17.1	1.2	-1.1	**139.6**	1.8	4.0	-0.66	3.81	**131.4**	

Lot	Tag No.	Sire	Birth Date	Twin/ Single	BWT	WWT	PWT	PEMD	PFAT	TCP Index	DRES	LMY	IMF	SF	EQ Index	Comments
131	181	W 99	24-Apr	TWIN	0.45	9.5	15.4	1.3	-1.5	**144.5**	1.9	3.7	-0.40	2.59	**139.2**	
132	369	V 492	11-May	TWIN	0.35	10.1	15.3	2.6	-0.9	**142.2**	2.3	4.4	-0.74	4.28	**133.1**	
133	205	W 106	27-Apr	TWIN	0.26	10.8	16.3	1.9	-0.7	**141.6**	2.1	3.7	-0.62	2.97	**133.8**	
134	513	W 550	4-May	TWIN	0.39	10.6	16.9	1.1	-0.8	**143.7**	2.1	3.4	-0.35	3.56	**138.9**	
135	192	W 99	26-Apr	TWIN	0.51	9.9	14.6	2.8	-0.3	**148.9**	2.5	3.3	-0.24	2.06	**145.4**	
136	410	W 17	14-May	TWIN	0.46	11.5	16.5	1.2	-1.6	**139.5**	1.9	4.9	-0.91	7.29	**128.5**	
137	489	V 492	11-May	TWIN	0.32	11.5	17.2	2.6	-1.1	**150.3**	2.6	5.2	-0.66	4.50	**142.2**	
138	464	V 492	17-May	S	0.34	10.8	15.8	2.2	-1.1	**142.5**	2.2	4.6	-0.59	4.65	**135.2**	
139	283	F 1313	5-May	TWIN	0.41	11.0	16.7	2.5	-1.3	**154.5**	2.7	5.3	-0.66	4.29	**146.4**	
140	566	W 106	1-Jun	TWIN	0.26	9.8	14.6	1.5	-0.4	**135.4**	1.8	2.8	-0.53	2.61	**128.6**	
141	273	W 81	30-Apr	TWIN	0.33	7.9	12.6	2.4	-0.5	**141.3**	1.8	2.9	-0.22	0.30	**138.1**	
142	177	W 99	23-Apr	TWIN	0.41	10.2	15.6	2.0	-0.6	**147.7**	2.4	3.1	0.03	1.39	**147.2**	

Lot	Tag No.	Sire	Birth Date	Twin/ Single	BWT	WWT	PWT	PEMD	PFAT	TCP Index	DRES	LMY	IMF	SF	EQ Index	Comments
143	163	W 99	21-Apr	TWIN	0.50	11.1	17.0	2.3	-0.7	**153.1**	2.7	3.8	-0.15	1.87	**150.5**	
144	237	W 17	30-Apr	S	0.35	10.2	14.7	1.3	-1.3	**135.9**	1.7	4.2	-0.76	5.97	**126.6**	
145	529	V 492	21-May	TRIP	0.25	10.4	15.9	2.1	-1.6	**151.5**	2.3	4.9	-0.27	2.63	**147.8**	
146	633	W 43	7-Jul	TWIN	0.28	11.2	16.8	2.0	-0.6	**140.6**	2.4	4.0	-0.60	6.86	**133.0**	
147	93	A 16	9-Apr	TWIN	0.46	10.7	15.6	0.4	-1.1	**133.5**	1.2	3.6	-0.83	4.17	**123.3**	
148	490	V 492	11-May	TWIN	0.35	11.2	16.7	2.0	-1.4	**145.7**	2.2	5.0	-0.62	4.70	**138.0**	
149	505	W 43	20-May	TRIP	0.38	11.0	16.1	0.9	-1.1	**134.4**	1.5	3.9	-0.73	7.98	**125.2**	
150	636	W 81	9-Jul	TWIN	0.51	10.4	16.2	2.0	-1.2	**148.5**	1.7	4.5	-0.52	2.46	**141.8**	
151	164	W 99	21-Apr	TWIN	0.46	10.5	16.2	2.5	-0.6	**152.8**	2.7	3.6	-0.13	1.42	**150.4**	
152	617	W 43	28-Jun	TWIN	0.42	10.3	15.4	1.8	-0.3	**134.4**	2.1	3.3	-0.58	6.29	**126.9**	
153	274	W 81	30-Apr	TWIN	0.29	7.6	12.1	2.5	-0.5	**141.3**	1.8	2.9	-0.22	0.18	**138.1**	
154	400	W 550	14-May	TWIN	0.29	11.0	16.3	1.3	-1.2	**141.7**	2.2	4.2	-0.51	6.21	**135.2**	

Lot	Tag No.	Sire	Birth Date	Twin/ Single	BWT	WWT	PWT	PEMD	PFAT	TCP Index	DRES	LMY	IMF	SF	EQ Index	Comments
155	610	W 99	22-Jun	S	0.48	10.2	15.7	2.3	-0.6	**146.6**	2.5	3.5	-0.36	2.82	**141.6**	
156	228	W 17	30-Apr	TWIN	0.45	11.2	16.6	1.6	-1.1	**140.7**	2.1	4.5	-0.67	6.32	**132.4**	
157	53	A 16	7-Apr	TWIN	0.44	11.8	17.3	0.8	-1.4	**136.7**	1.8	4.7	-1.15	7.05	**123.0**	
158	401	W 550	14-May	TWIN	0.20	10.7	16.1	1.4	-1.0	**141.3**	2.2	4.0	-0.46	6.03	**135.2**	
159	472	W 81	19-May	TWIN	0.23	8.2	13.4	2.6	-0.5	**152.9**	2.1	3.0	0.34	-2.35	**156.0**	
160	403	W 99	14-May	TRIP	0.39	9.8	15.2	2.3	-0.6	**150.8**	2.4	3.4	-0.07	0.79	**149.1**	
161	395	W 17	13-May	TWIN	0.48	10.9	15.1	1.1	-1.7	**136.1**	1.7	4.9	-0.95	8.13	**124.7**	
162	605	W 99	20-Jun	TWIN	0.43	9.8	15.6	2.2	-0.1	**147.3**	2.5	2.6	-0.05	0.77	**145.8**	
163	271	W 550	28-Apr	TWIN	0.22	8.9	13.7	2.0	-0.6	**140.2**	2.0	3.2	-0.46	4.03	**134.1**	
Average For Wunnamurra Sale Rams					0.38	10.6	16.1	2.0	-0.7	**144.8**	2.3	3.9	-0.47	3.77	**138.7**	

Average Lambplan ASBVs for the Entire 2022 Poll Dorset Drop across Australia	BWT	WWT	PWT	PEMD	PFAT	TCP Index	DRES	LMY	IMF	SF	EQ Index
	0.38	9.6	14.4	2.1	-0.5	**140.6**	2.3	3.6	-0.53	4.18	**134.2**

Notes

The Past 12 Months

GENETIC TRENDS ANALYSIS REPORT

Production ASBVs

TCP

Terminal Carcase Production Index average per year

BWT

Birth Weight average per year

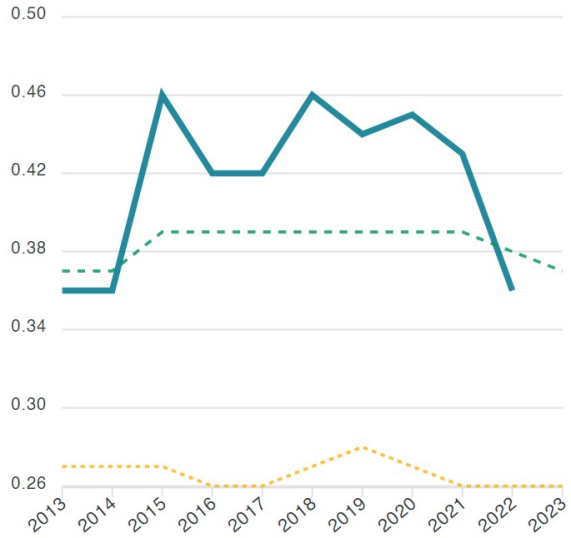

WWT

Weaning Weight average per year

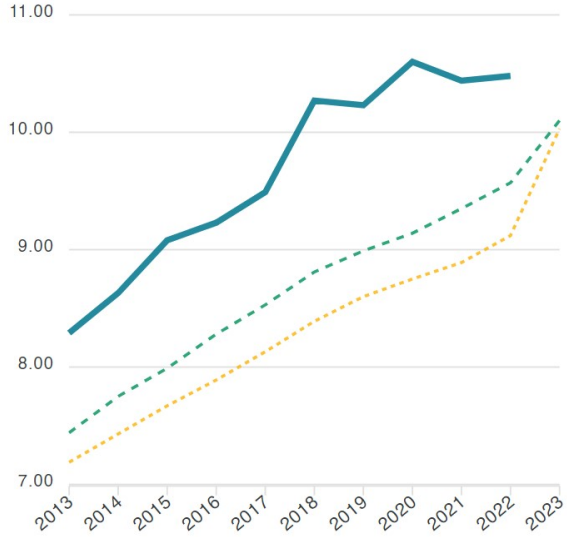

PWT

Post Weaning Weight average per year

PEMD

Post Weaning Eye Muscle Depth average per year

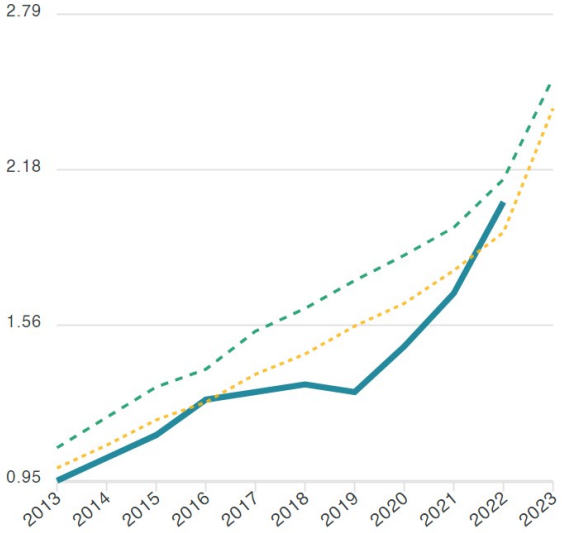

PFAT

Post Weaning Fat Depth average per year

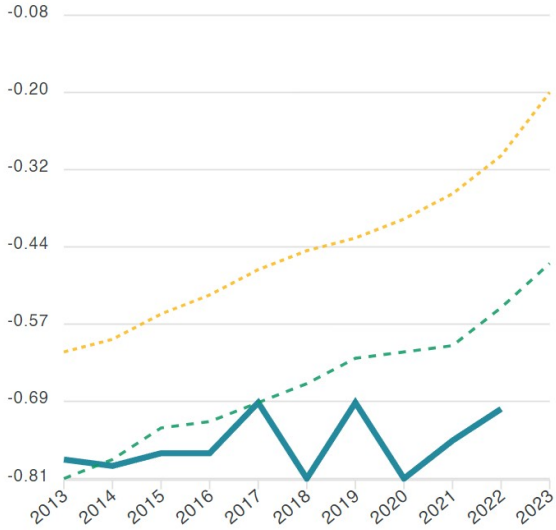

Wunnamurra (ALL) Breed (ALL) Analysis (ALL)

GENETIC TRENDS ANALYSIS REPORT

Eating Quality ASBVs

EQ

Eating Quality Index average per year

DRESS

Dressing Percentage average per year

LMY

Lean Meat Yield average per year

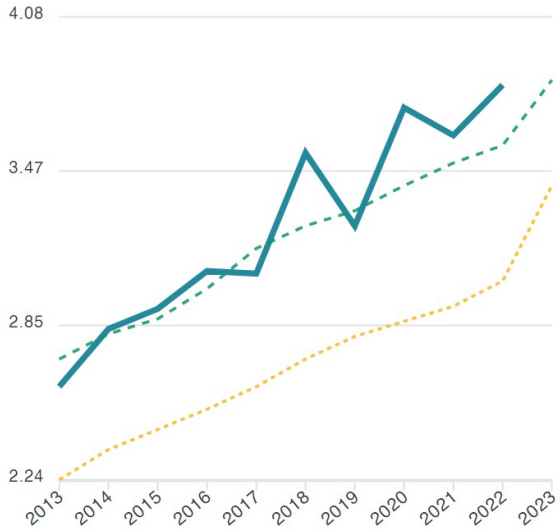

IMF

Intra-Muscular Fat average per year

SHEARF5

Shear Force at 5 days average per year

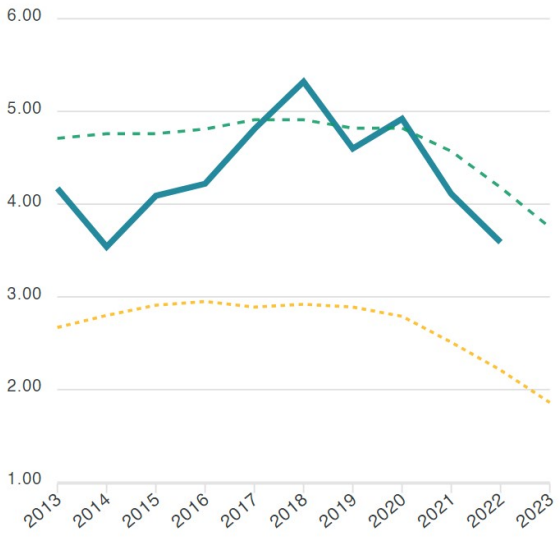

Wunnamurra (ALL) Breed (ALL) Analysis (ALL)

GENETIC TRENDS ANALYSIS REPORT
AVERAGES OF ASBVs

WUNNAMURRA

Year	EQ	TCP	BWT	WWT	PWT	PEMD	PFAT	DRESS	LMY	IMF	SHEARF5
2013	123.07	128.59	0.36	8.29	12.59	0.95	-0.78	1.39	2.61	-0.42	4.17
2014	126.39	132.53	0.36	8.63	13.08	1.04	-0.79	1.47	2.84	-0.48	3.54
2015	125.73	131.48	0.46	9.08	13.32	1.13	-0.77	1.39	2.92	-0.44	4.09
2016	126.42	132.69	0.42	9.23	13.83	1.27	-0.77	1.61	3.07	-0.50	4.22
2017	125.00	132.19	0.42	9.49	14.05	1.30	-0.69	1.65	3.06	-0.57	4.81
2018	128.13	135.35	0.46	10.27	15.07	1.33	-0.81	1.69	3.54	-0.57	5.32
2019	129.25	135.19	0.44	10.23	14.96	1.30	-0.69	1.68	3.25	-0.45	4.60
2020	131.89	138.81	0.45	10.60	15.71	1.48	-0.81	1.84	3.72	-0.54	4.92
2021	136.38	141.38	0.43	10.44	15.49	1.69	-0.75	1.98	3.61	-0.37	4.11
2022	139.29	144.78	0.36	10.48	15.81	2.05	-0.70	2.24	3.81	-0.41	3.59

POLL DORSET BREED ONLY

Year	EQ	TCP	BWT	WWT	PWT	PEMD	PFAT	DRESS	LMY	IMF	SHEARF5
2013	119.08	126.13	0.37	7.44	11.00	1.08	-0.81	1.32	2.72	-0.58	4.71
2014	120.38	127.50	0.37	7.75	11.45	1.20	-0.78	1.42	2.82	-0.58	4.76
2015	121.41	128.54	0.39	7.99	11.76	1.32	-0.73	1.50	2.88	-0.58	4.76
2016	122.66	129.96	0.39	8.28	12.24	1.39	-0.72	1.61	3.00	-0.60	4.81
2017	124.34	131.81	0.39	8.53	12.63	1.54	-0.69	1.73	3.16	-0.62	4.91
2018	125.95	133.33	0.39	8.81	13.02	1.63	-0.66	1.83	3.25	-0.61	4.91
2019	127.34	134.71	0.39	8.99	13.32	1.74	-0.62	1.91	3.31	-0.61	4.82
2020	128.52	135.91	0.39	9.14	13.56	1.84	-0.61	1.98	3.41	-0.60	4.82
2021	131.04	138.03	0.39	9.35	13.93	1.95	-0.60	2.09	3.50	-0.57	4.57
2022	134.17	140.62	0.38	9.57	14.36	2.14	-0.54	2.25	3.57	-0.53	4.18

LAMBPLAN TERMINAL DATABASE

Year	EQ	TCP	BWT	WWT	PWT	PEMD	PFAT	DRESS	LMY	IMF	SHEARF5
2013	120.90	126.31	0.27	7.19	10.91	1.00	-0.61	1.29	2.24	-0.45	2.67
2014	122.00	127.58	0.27	7.43	11.27	1.09	-0.59	1.38	2.36	-0.46	2.80
2015	122.82	128.52	0.27	7.67	11.59	1.19	-0.55	1.46	2.44	-0.48	2.91
2016	123.95	129.54	0.26	7.89	11.95	1.26	-0.52	1.56	2.52	-0.48	2.95
2017	125.64	131.19	0.26	8.13	12.32	1.37	-0.48	1.66	2.61	-0.48	2.89
2018	127.01	132.67	0.27	8.39	12.70	1.45	-0.45	1.75	2.72	-0.48	2.92
2019	128.38	133.90	0.28	8.60	13.03	1.56	-0.43	1.83	2.81	-0.48	2.89
2020	129.77	135.25	0.27	8.75	13.28	1.65	-0.40	1.92	2.87	-0.47	2.79
2021	131.96	137.02	0.26	8.89	13.54	1.78	-0.36	2.02	2.93	-0.44	2.51
2022	134.65	139.29	0.26	9.12	13.97	1.93	-0.30	2.15	3.03	-0.41	2.21

Terminal Percentile Bands Report

BAND	BWT	WWT	PWT	PEMD	PFAT	TCP Index	DRES	LMY	IMF	SF	EQ Index
1	-0.54	12.9	19.9	4.2	1.2	162.9	3.5	5.5	0.37	-2.96	160.7
5	-0.27	11.9	18.4	3.5	0.6	157.9	3.2	4.8	0.08	-1.33	154.6
10	0	11.4	17.6	3.2	0.4	154.7	3.0	4.4	-0.03	-0.57	150.9
20	0.15	10.9	16.7	2.8	0.1	150.5	2.7	4.0	-0.16	0.32	146.0
30	0.23	10.4	16.0	2.5	-0.1	147.2	2.6	3.8	-0.25	0.97	142.2
40	0.28	10.0	15.4	2.3	-0.2	144.1	2.4	3.5	-0.33	1.53	138.6
50	0.33	9.7	14.7	2.0	-0.3	141.0	2.2	3.3	-0.41	2.10	135.2
60	0.37	9.2	14.0	1.7	-0.5	137.8	2.0	3.0	-0.49	2.72	131.8
70	0.42	8.6	13.1	1.4	-0.6	134.4	1.9	2.7	-0.57	3.47	128.6
80	0.47	7.9	11.8	1.1	-0.8	130.3	1.6	2.2	-0.67	4.40	125.0
90	0.54	6.6	9.9	0.7	-1.0	124.7	1.3	1.5	-0.82	5.61	119.8

We thankyou for your continued interest and ongoing support.

Andrew, Annabel, Eric and Judy